



City of Council Bluffs

Capital Improvement Program

Fiscal Years

FY25 through FY29

Public Hearing: November 27, 2023

ACKNOWLEDGEMENTS

MATTHEW J. WALSH, MAYOR
BRANDON GARRETT, CHIEF OF STAFF

CITY COUNCIL

JOE DISALVO
STEVE GORMAN
CHAD HANNAN
CHRIS PETERSON
ROGER SANDAU
JODI QUAKENBUSH, CITY CLERK

CITY DEPARTMENTS

MARK HOWARD, CHIEF INFORMATION OFFICER
DICK WADE, CITY ATTORNEY
COURTNEY HARTER, COMMUNITY DEVELOPMENT DIRECTOR
DANIELLE BEMIS, FINANCE DIRECTOR
JUSTIN JAMES, FIRE CHIEF
STACIE JENSEN, HUMAN RESOURCES DIRECTOR
ANTONIA KRUPICKA-SMITH, LIBRARY DIRECTOR
VINCENT MARTORELLO, PARKS AND RECREATION DIRECTOR
MATT DAVIS, POLICE CHIEF
MATT COX, PUBLIC WORKS DIRECTOR

SECTION I – INTRODUCTION

Mission: To continuously improve the quality of life and attractiveness of the City of Council Bluffs.

1. PURPOSE OF THE CAPITAL IMPROVEMENT PROGRAM

Capital expenditure decisions represent some of the most significant policy choices made by the City of Council Bluffs. Almost all departments within the City face the need for capital expenditures. Capital improvement programming and budgeting involves the development of a long-term plan for capital expenditures for the City. The Capital Improvement Program includes expenditures that are of significant value and have a long-term useful life such as, streets, sewers, land and major equipment.

The Capital Improvements Program (CIP) lists each proposed project to be undertaken, the year in which it will be started, the amount expected to be expended for the project, and the proposed method of financing these expenditures. Based on this information, summaries of capital projects by department can be prepared as well as summaries of financial requirements, such as amounts of general obligation bonds to be issued or amount of general/special revenue funds required.

The CIP identifies the City's most critical capital improvement needs and the general policies under which decisions are made. The CIP was developed for the following purposes:

- To address and prioritize the City's improvements needs in a comprehensive manner;
- To permit careful consideration, design, and scheduling of individual projects through advanced planning;
- To allow for financial planning over a long period; and
- To provide continuity in improvement programs with changes in City Council and Staff.

The development of CIP is the process of deciding what capital projects should be done, when they should be done, and how they will be financed. In its simplest form, CIP is a listing of improvement projects by priority, including a cost estimate and funding source. The adoption of the CIP by the City Council does not, by itself, guarantee or commit the City to a given set of projects. It is however, a critical step in the general obligation bonding process. Major improvement projects are authorized on an individual basis in accordance with state laws and municipal ordinances. However, the plan does provide the City Council with a framework upon which to base improvement decisions, provides the City staff with direction as to its work effort, and provides the citizens with information about the City's future intentions. The latter is particularly important because of the impact public facilities can have on business and development decisions. Future years of the CIP are re-evaluated based on strategic needs, funding availability, and timing.

2. CAPITAL IMPROVEMENT DEFINED

The term capital improvements normally refer to expenditures for capital items of long-term in nature. Minor capital needs and repairs and maintenance, which occur from time to time, are best handled through the annual operating budgets.

The City recognizes capital items to have a 7-10 year useful life, at minimum.

3. RELATIONSHIP TO OTHER PLANS AND DOCUMENTS

It is the function of the CIP to plan the construction of the community's physical improvements in a manner consistent with the City's overall goals. These goals are expressed in a number of different fashions, including the comprehensive plan, neighborhood plans, and many other less formal expressions of community policy. These goals established over the years, define the basic functions the City has decided to undertake, set minimum levels of service, and determine financing methods. More specifically, the goals of this process include establishing an improvement program which:

- Defines a realistic level of financial resources which can be committed to the City's improvement needs;
- Prioritizes the City's need for allocation of limited resources;
- Addresses the basic facility needs of the community in the most cost effective manner (basic service being defined as streets, sewers, drainage, and water);
- Recognizes the role the City facilities in the development process and the need for the City to make improvements which promote the economic stability and orderly growth of the community;
- Recognizes the total scope of City services and allocates a portion of the City resources to those amenities which improve the quality of life and public safety;
- Encourages acquisition of outside funding to supplement City resources.

SECTION II – CAPITAL IMPROVEMENT PROGRAM GOALS

1. OVERALL GOALS OF CIP

The FY25 – FY29 Capital Improvement Program was based on the following goal statements:

Planning and Community Growth

The City will use the CIP process to establish a five-year program that is consistent with the Comprehensive Plan and shall function as a major tool for implementing its adopted goals and policies.

The CIP shall encourage further infill development and redevelopment of existing areas of the community by implementing the conservation, rehabilitation, and reconstruction of aging facilities. The City will follow a philosophy of rebuild it first and build it second.

The CIP will promote the renovation and extension of public services and facilities in priority areas of the community including the Missouri River levee system, West Broadway/1st Avenue Corridor, River's Edge, and the Entertainment District.

The City will use the CIP process to construct new and preserve existing components of infrastructure systems that provide the level of service expectations of the public in an efficient and effective manner, recognizing the limited resources available.

The City will use the CIP to construct infrastructure that attracts additional economic activity into the community.

Public Safety

Priority will be placed on activities that prevent or protect the community from unreasonable exposure to dangerous and life threatening events.

Fiscal Considerations

CIP will support the long-range economic and fiscal stability of Council Bluffs. The CIP will structure annual debt service payments consistent within anticipated revenues.

Sales tax proceeds and Road use funds will be used in compliance with State Code and City ordinance.

General obligation bond proceeds will be utilized by projects that provide revitalization, result in additional tax base, or enhance community improvement and protection.

Operational Considerations

CIP projects will be evaluated for impacts on annual operational and maintenance budgets.

New construction shall be designed to emphasize sustainability and built to a quality that minimizes maintenance and operational costs.

2. CIP CATEGORICAL GOALS

Five specific categories were identified by the Capital Improvements Program. These include public facilities, parks and recreation, public safety, utilities, transportation, and community development. The goals, policies and capital improvement efforts by category are outlined as follows:

a. Utilities and Environment

Objective – Execute improvements to the sanitary sewer, storm sewer, and levee system that meet the needs of the public and comply with state and federal regulations.

Capital Improvement Efforts

- Update the City's sanitary sewer treatment facilities and pump stations to current environmental standards and to allow for additional residential and business development in the community.
- Improve the current sanitary sewer and storm water infrastructure within the community to preserve existing development and to encourage redevelopment of existing residential, commercial, and industrial areas.
- Extend sanitary sewer to identified growth areas to encourage new residential, commercial, and industrial development within or adjacent to the community.
- Implement improvements to the City's levee system to meet FEMA accreditation and the USACE standards for federal levees.
- Implement storm water management practices and projects to comply with the requirements of the City's IDNR NPDES Phase II permit.
- Maintain and improve existing public facilities
- Develop new facilities based upon need.

b. Transportation

Objective – Proactively preserve and upgrade our existing transportation system throughout the City for the safe and efficient movement of people, goods, and services.

Objective – Coordinate transportation planning and improvements with the planning and development of other elements of the community, including other modes of transportation, public utilities, community facilities, and commercial and industrial areas.

Capital Improvement Efforts

- Continue a program of pavement resurfacing which extends the service life of existing streets.
- Improve the current street, pedestrian and bicycle system within the community through reconstruction, combined with other utility improvements to preserve existing development and to encourage the redevelopment of residential, commercial, and industrial areas.
- Construct street extensions or reconstruct streets, which will result in new residential, commercial, or industrial development.

c. Public Safety

Objective – Provide for the equitable distribution of community facilities to meet the public safety needs of the community.

Objective – Provide adequate safety and crime prevention systems in Council Bluffs.

Capital Improvement Efforts

- Continue the program to upgrade and maintain current Fire Department facilities to plan and provide future facilities in locations that will ensure service coverage of future City growth.

- Maintain a program to plan and purchase Fire Department and Police Department equipment to ensure current and future levels of service and take advantage of technological advances.

d. Information Technology

Goal – The City will continue to improve the safety and security for IT resources.

Objective – Provide secure mechanisms for expanded user access while maintaining Cybersecurity awareness within the City.

Goal – The City will continue to enhance cost effective common infrastructure services.

Objective – Focus efforts on continuous improvement.

Goal – Support emerging IT areas

Objective – Improve ability of infrastructure to adapt to and integrate architecture into City services with emerging technologies.

Capital Improvement Efforts

- Continue improving the internal network security and increase security awareness within the City user and operations communities.
- Create a secure service infrastructure that enables access anytime from anywhere to any IT resources.
- Implement hardware and software solutions that enable City employees to perform their jobs efficiently and effectively.
- Develop integrated application designs in order to improve the business process flows of the City.

e. Community Development

Goal – The City will continue to play a leadership role in the strategic development of community growth to expand opportunities for housing, employment, and an expanded tax base.

Objective – Complete infrastructure and upgrades in key areas of community growth.

Goal – The City shall encourage further infill development and redevelopment of existing areas of the community by implementing the conservation, rehabilitation, and reconstruction of aging facilities that are coordinated with redevelopment investments.

Objective – Remove or redevelop dilapidated structures and sites requiring environmental remediation in the community. Encourage infill development and redevelopment of existing developed areas of the community.

Objective – Work to expand housing choices by cost, by location, and by type of dwelling.

Capital Improvement Efforts

- Implement the recommendations contained in the Mid-City Neighborhood Strategy Area Plan.
- Continue the multi-year effort to redevelop West Broadway and 1st Avenue.
- Continue development of River's Edge and the Entertainment District.
- Continue a program of systematically acquiring and redeveloping dilapidated structures.
- Provide public facility improvements to ongoing neighborhood improvement efforts.
- Work to facilitate development of new growth areas.

f. Parks and Recreation

Goal – Provide and maintain an equitable system of parks, open spaces, trails and recreational facilities to meet the cultural, educational, social, and recreational needs of the community and pursue opportunities to provide public facilities that attract regional use and function as economic generators.

Objective – To reinvest in existing assets, and to develop new assets and facilities consistent with the City’s mission “*to continuously improve the quality of life and attractiveness of the City of Council Bluffs*”. In doing so, the Parks and Recreation Department will provide, renovate and maintain parks and open spaces that uniquely relate to the City’s environment, history, and art/culture, or represent new trends and non-traditional leisure interests.

Capital Improvement Efforts

- ❑ Continue to plan, improve, and enhance the existing parks and recreation, aquatics, golf, historical and service delivery facilities.
- ❑ Continue Implementation of the Parks System and Recreation Facilities Master Plan.
- ❑ Develop the Missouri River Riverfront.
- ❑ Acquire, plan and develop new park and recreational facilities in development areas and in areas, which have insufficient park and recreational opportunities.
- ❑ Optimize grant funding opportunities for trails by programming annual City funding for trail renovation and the construction of new trails.
- ❑ Continue to reinvest in existing facilities, parks, and park assets.

g. Public Facilities

Goal – Provide and maintain the City’s buildings and associated amenities to service the needs of the community and employees.

Objective – Construct, renovate, and maintain the City’s buildings utilized for maintenance, public safety, operations, and administrative functions.

Objective – Construct, renovate, and maintain the City’s public, cultural, and entertainment related buildings and their amenities.

Capital Improvement Efforts

- ❑ Undertake accessibility improvements necessary to comply with the Americans with Disabilities Act.
- ❑ Maintain and upgrade the City’s maintenance, public safety, operational, and administrative buildings and their public amenities (parking lots, lighting, landscaping, etc.).
- ❑ Maintain and upgrade as necessary City owned entertainment facilities including the Mid America Center and the surrounding Entertainment District parking lots.

h. Public Library

Goal – Improve access and remove barriers to use of the Library’s resources and services for all residents and patrons and remain flexible in response to changing community needs.

Objective – Expand collections and services to include access to Library resources outside of the downtown building.

Capital Improvement Efforts

- ❑ Identify the ideal level of service for county and contract community residents and determine implementation of that service through a combination of kiosk sites, drop box, materials lockers, or bookmobile services.
- ❑ Evaluate and identify the use and expectation for makerspace services and update the current services and resources to reflect the needs of the community.

REVENUE SUMMARY BY FUNDING SOURCE AND FISCAL YEAR

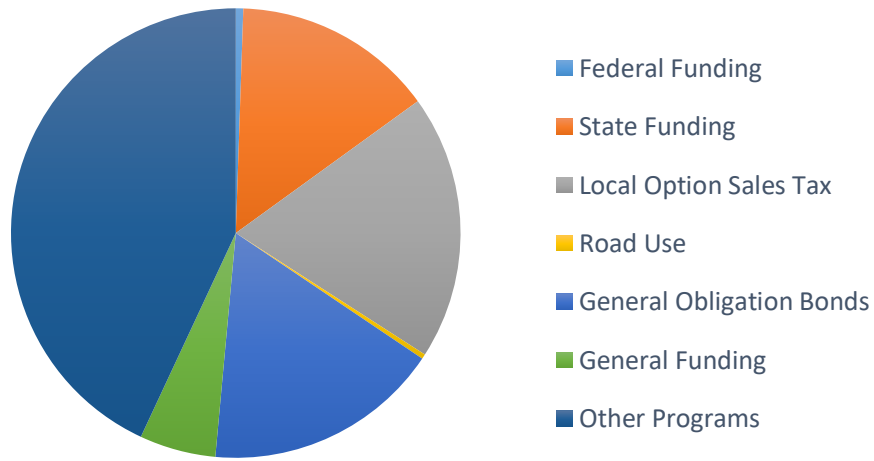
	FY25	FY26	FY27	FY28	FY29	Totals
Federal Funding	\$350,000	\$500,000	\$350,000	\$350,000	\$0	\$1,550,000
State Funding	\$4,605,000	\$2,700,000	\$7,228,000	\$7,275,000	\$20,200,000	\$42,008,000
Local Option Sales Tax	\$9,600,000	\$11,525,000	\$10,905,000	\$10,900,000	\$12,350,000	\$55,280,000
Road Use	\$0	\$1,000,000	\$0	\$0	\$0	\$1,000,000
General Obligation Bonds	\$6,259,240	\$9,304,000	\$6,800,000	\$7,785,000	\$19,200,000	\$49,348,240
General Funding	\$985,000	\$3,400,000	\$5,725,000	\$4,450,000	\$1,350,000	\$15,910,000
Other Programs	\$8,546,000	\$3,400,000	\$3,355,000	\$46,050,000	\$63,500,000	\$124,851,000
Totals	\$30,345,240	\$31,829,000	\$34,363,000	\$76,810,000	\$116,600,000	\$289,947,240

*Road Use funds are primarily used for road maintenance and improvement.

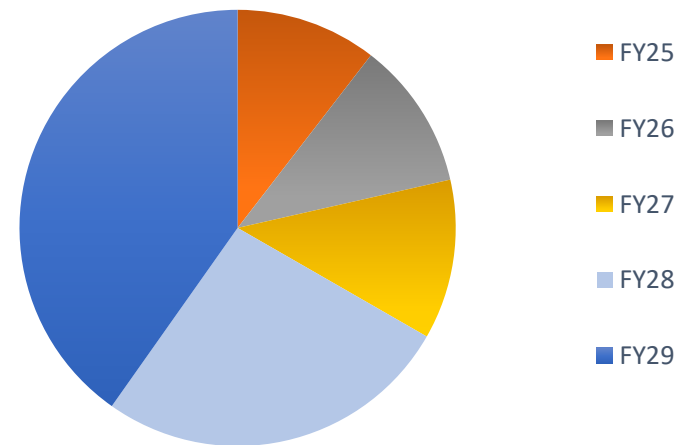
**General Obligation bond funding source is re-evaluated annually based on financial capacity.

***Other Programs are re-evaluated annually based on availability. Projects with unknown funding sources are included in FY28 and FY29.

Revenue Summary By Funding Source



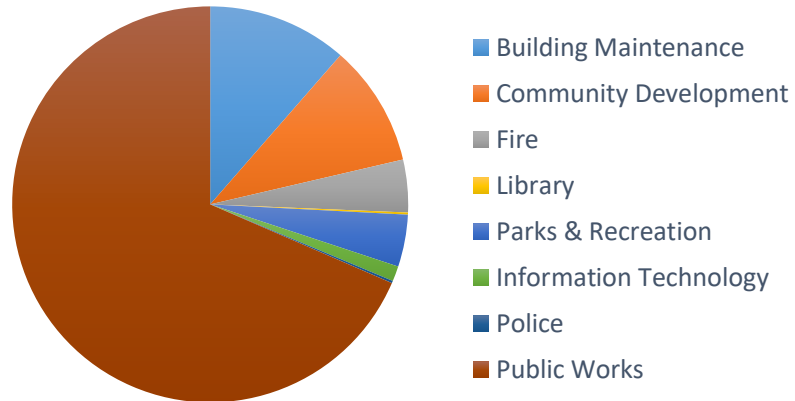
Revenue Summary By Fiscal Year



EXPENDITURE SUMMARY BY DEPARTMENT AND FISCAL YEAR

	FY25	FY26	FY27	FY28	FY29	Totals
Building Maintenance	\$3,135,000	\$2,580,000	\$4,625,000	\$7,140,000	\$15,650,000	\$33,130,000
Community Development	\$7,350,000	\$3,600,000	\$3,850,000	\$4,100,000	\$9,900,000	\$28,800,000
Fire	\$1,010,000	\$900,000	\$850,000	\$1,700,000	\$8,000,000	\$12,460,000
Library	\$0	\$300,000	\$200,000	\$0	\$0	\$500,000
Parks & Recreation	\$722,940	\$3,424,000	\$2,950,000	\$2,745,000	\$2,500,000	\$12,341,940
Information Technology	\$780,000	\$700,000	\$700,000	\$700,000	\$700,000	\$3,580,000
Police	\$542,300	\$0	\$0	\$0	\$0	\$542,300
Public Works	\$16,805,000	\$20,325,000	\$21,188,000	\$60,425,000	\$79,850,000	\$198,593,000
Totals	\$30,345,240	\$31,829,000	\$34,363,000	\$76,810,000	\$116,600,000	\$289,947,240

Expenditures By Department



FY 25

PROJECT #	PROJECT TITLE	DESCRIPTION	Current Year Funding Sources											Current Year Project Cost	Notes/Further information
			Federal	State	Sales	Road Use	GO	Gen Fund Gaming	Gen Fund Operating	Iowa West Grant	Other Grant	Donations	Other		
Building Maintenance			\$0	\$0	\$0	\$0	\$2,400,000	\$735,000	\$0	\$0	\$0	\$0	\$0	\$3,135,000	
BM-25-01	MAC Parking Lot Rehab - Phase V	Replacement of City owned lots					\$700,000	\$300,000						\$1,000,000	
BM-25-02	MAC Cooling Towers	Replace existing cooling towers due to age and condition					\$700,000	\$200,000						\$900,000	
BM-25-03	Library Building Automation Upgrades	Replace failing building automation components and purchase new building automation software					\$320,000	\$60,000						\$380,000	Gaming
BM-25-04	UP Museum Windows and Doors	Replace all windows and doors					\$530,000							\$530,000	Gaming
BM-25-05	UP Museum Roof Top Mechanical	Replace two roof top units					\$150,000							\$150,000	Gaming
BM-25-06	Central Fire Station Exterior Repair	Clean and seal exterior walls						\$100,000						\$100,000	Gaming
BM-25-07	MAC Automated Floor Scrubber	Purchase Automated Floor scrubber						\$75,000						\$75,000	Gaming
Community Development			\$350,000	\$0	\$0	\$0	\$1,134,000		\$0	\$0	\$2,000,000	\$0	\$3,866,000	\$7,350,000	
CD-25-01	FIRST AVE Program (Furthering Interconnections, Revitalization, Streetscapes, Transportation, and Aesthetics for a Vibrant Economy)	Acquisitions/demolition					\$500,000							\$500,000	
CD-25-02	Downtown projects	Acquisitions/demolition/infrastructure/studies/façade grants					\$200,000							\$200,000	
CD-25-03	Rivers Edge Water Main	Extension of water main to Rivers Edge					\$434,000						\$866,000	\$1,300,000	Other: PY 2021B GO Bonds
CD-25-04	East Manawa Development	Planning, design, infrastructure	\$350,000								\$2,000,000		\$3,000,000	\$5,350,000	Fed: CDBG Other Grant: Housing Dev Fund Other: ARPA
Police Department			\$0	\$0	\$0	\$0	\$542,300		\$0	\$0	\$0	\$0	\$0	\$542,300	
PD-25-01	Vehicles and Heavy Equipment	Equipment purchases and improvements, to include fleet					\$542,300							\$542,300	
Fire Department			\$0	\$0	\$0	\$0	\$1,010,000		\$0	\$0	\$0	\$0	\$0	\$1,010,000	
FD-25-01	Medic Unit Refurbishment	Apparatus Replacement Previous year delay FY/24					\$350,000							\$350,000	
FD-25-02	Medic Unit Refurbishment	Apparatus Replacement					\$270,000							\$270,000	
FD-25-03	Vehicles and Heavy Equipment	Equipment purchases and improvements, to include fleet					\$390,000							\$390,000	
IT			\$0	\$0	\$0	\$0	\$500,000	\$200,000	\$0	\$0	\$80,000	\$0	\$0	\$780,000	
IT-25-01	Safety and Security	Parameter cameras at City Hall and pump stations; Cyber security					\$75,000							\$75,000	
IT-25-02	Infrastructure & Services	Fiber, network switches, servers, storage					\$350,000				\$80,000			\$430,000	Library Foundation
IT-25-03	Mobile Technology	MDTs and tablets					\$75,000							\$75,000	
IT-25-04	Software Licensing	Software renewals; permit/licensing software implementation						\$200,000						\$200,000	Gaming
Parks and Recreation Department			\$0	\$0	\$0	\$0	\$672,940		\$50,000	\$0	\$0	\$0	\$0	\$722,940	
PR-25-01	City Wide Parking Lot Upgrades	Additional funding request to completed improvements to Big Lake Park and Valley View Park parking lots					\$150,000							\$150,000	
PR-25-03	Council Bluffs Recreation Complex Facility Maintenance Yard Improvements	Additional funding for Improvements to Existing Facility to Include Security Fence, Outdoor Storage and Parking Lot Modifications					\$175,000							\$175,000	
PR-25-05	Bahnsen Field Maintenance Building	Install prefabricated storage building at Bahnsen Field					\$20,000							\$20,000	
PR-25-06	Valley View Trail Sealcoat	sealcoat existing trail							\$50,000					\$50,000	Operating
PR-25-07	Vehicles and Heavy Equipment	Equipment purchases and improvements					\$327,940							\$327,940	
Public Works Department			\$0	\$4,605,000	\$9,600,000	\$0	\$0		\$0	\$0	\$0	\$0	\$2,600,000	\$16,805,000	
PW-25-01	Infrastructure Maintenance	PCC Street Repairs			\$400,000									\$400,000	
PW-25-04	Infrastructure Management	Traffic studies - Franklin, Valley View, Harry Landon			\$150,000									\$150,000	
PW-25-05	NPDES PH II Program Management	Citywide MS4 permit - storm sewer improvements			\$100,000									\$100,000	
PW-25-06	Levee Certification Projects														
	Program Management	Consultant Services			\$250,000									\$250,000	
	Geotech MC_3	Stability improvements to Mosquito Creek Levee		\$2,200,000										\$2,200,000	FMP

FY 25

PROJECT #	PROJECT TITLE	DESCRIPTION	Current Year Funding Sources											Current Year Project Cost	Notes/Further information
			Federal	State	Sales	Road Use	GO	Gen Fund Gaming	Gen Fund Operating	Iowa West Grant	Other Grant	Donations	Other		
PW-25-07	State Orchard Road Reconstruction	EHD to Steven Rd			\$3,000,000									\$3,000,000	
PW-25-08	30th Ave Sewer Rehab - Phase III	Sewer											\$500,000	\$500,000	Other = Sewer
PW-25-09	E Manawa Sewer Rehab - Phase XIII	Mowhawk Street - Pavement, sewers			\$1,300,000								\$450,000	\$1,750,000	Other = Sewer
PW-25-10	West Graham Reconstruction	Pavement, sewer		\$2,405,000	\$1,250,000									\$3,655,000	STBG
PW-25-12	30th Avenue Reconstruction	Pavement - Entrance to Power Center at S Expressway			\$750,000									\$750,000	
PW-25-13	Avenue B	Pavement, sewer - 8th St. to 13th St.			\$1,400,000								\$600,000	\$2,000,000	Other = Sewer
PW-25-14	Fiber Optic Extension to WPCP	Fiber connection for communication											\$250,000	\$250,000	Other = Sewer
PW-25-15	Storm Pump Station Rehab	Backup Gen Set at I-80			\$500,000									\$500,000	
PW-25-16	WPCP Solids Bldg Concrete Repairs	Concrete rehab of walls and ceiling in head cell pit			\$500,000									\$500,000	
PW-25-17	Pump Station Rehab	Southwest Trash Rack Replacement											\$800,000	\$800,000	Other = Sewer
Total			\$350,000	\$4,605,000	\$9,600,000	\$0	\$6,259,240	\$935,000	\$50,000	\$0	\$2,080,000	\$0	\$6,466,000	\$30,345,240	

FY 26

PROJECT #	PROJECT TITLE	DESCRIPTION	Current Year Funding Sources										Current Year Project Cost	Notes/Further information	
			Federal	State	Sales	Road Use	GO	Gen Fund	Iowa West Grant	Other Grant	Donations	Other			
Building Maintenance			\$0	\$0	\$0	\$0	\$0	\$2,580,000		\$0	\$0	\$0	\$0	\$2,580,000	
BM-25-07	MAC Arena Upgrades - Phase I	Replace south retractable seating						\$660,000						\$660,000	GCP - a (see reso 21-8 for verbiage)
BM-26-02	MAC Roof Replacement - Phase IV	Replace section of failing roof						\$1,200,000						\$1,200,000	
BM-26-03	City Hall Exterior Repair	Repair window lentils, clean and seal exterior walls						\$200,000						\$200,000	
BM-26-04	MAC Staging	Replace existing stage						\$150,000						\$150,000	
BM-26-05	MAC Arena Folding Chairs	Replace arena folding chairs						\$120,000						\$120,000	
BM-26-06	Bass Pro Parking Lot Repairs	Mill and patch, crack seal and seal coat						\$250,000						\$250,000	
Community Development Department			\$500,000	\$0	\$0	\$0	\$3,100,000	\$0	\$0	\$0	\$0	\$0	\$3,600,000		
CD-26-01	FIRST AVE Program (Furthering Interconnections, Revitalization, Streetscapes, Transportation, and Aesthetics for a Vibrant Economy)	Acquisitions/demolition					\$500,000						\$500,000		
CD-26-02	Comp Plan Update	Studies					\$400,000						\$400,000		
CD-26-03	Downtown projects	Acquisitions/demolition/infrastructure/studies/façade grants					\$200,000						\$200,000		
CD-26-04	East Manawa Development	Planning, design, infrastructure	\$500,000				\$2,000,000						\$2,500,000	CDBG	
Fire Department			\$0	\$0	\$0	\$0	\$900,000	\$0	\$0	\$0	\$0	\$0	\$900,000		
FD-26-01	Rescue 30	Apparatus Replacement					\$900,000						\$900,000		
Library			\$0	\$0	\$0	\$0	\$0	\$0	\$0	\$300,000	\$0	\$0	\$300,000		
LB-26-01	Makerspace Remodel	Expansion and remodel to makerspace								\$300,000			\$300,000	Library Foundation	
IT			\$0	\$0	\$0	\$0	\$0	\$700,000	\$0	\$0	\$0	\$0	\$700,000		
IT-26-01	Safety and Security	Parameter cameras at City Hall and pump stations; Cyber security						\$75,000					\$75,000	Gaming	
IT-26-02	Infrastructure & Services	Fiber, network switches, servers, storage						\$350,000					\$350,000	Gaming	
IT-26-03	Mobile Technology	MDTs and tablets						\$75,000					\$75,000	Gaming	
IT-26-04	Software Licensing	Software renewals; permit/licensing software implementation						\$200,000					\$200,000	Gaming	
Parks, Recreation and Public Property Department			\$0	\$0	\$0	\$0	\$3,304,000	\$120,000	\$0	\$0	\$0	\$0	\$3,424,000		
PR-26-01	City Wide Parking Lot Upgrade - Bahnsen Park	Improve the two parking lots at Bahnsen Park					\$550,000						\$550,000		
PR-26-02	Park Maintenance Shops and Yard Upgrade, Phase I	Renovate existing shops building and yard					\$1,250,000						\$1,250,000		
PR-26-03	Westwood Playground Improvement	Design and Engineer drawings						\$45,000					\$45,000	Operating	
PR-26-04	Twin City Park Improvement, Phase I	Engineering and design of park improvements for Twin City Park						\$75,000					\$75,000	Operating	
PR-26-05	Pirate Cove Patio Improvement	Replace sand pit with concrete and add shelters for expanded seating area					\$144,000						\$144,000		
PR-26-06	River's Edge Donor Plaza	Construct new donor plaza at River's Edge					\$500,000						\$500,000		
PR-26-07	Big Lake Tennis Court Conversion	Convert existing tennis courts into pickle courts and add new shelter and plaza.					\$120,000						\$120,000		
PR-26-08	Valley View Dog Park	Additional funding for Dog Park construct new dog park					\$260,000						\$260,000		
PR-26-09	City County Trail Connector	Additional funding is requested to construct a trail along Railroad Ave, north of Kanesville Blvd					\$480,000						\$480,000		
Public Works Department			\$0	\$2,700,000	\$11,525,000	\$1,000,000	\$2,000,000	\$0	\$0	\$0	\$0	\$3,100,000	\$20,325,000		
PW-26-01	Infrastructure Maintenance	Emergency Repairs			\$200,000								\$200,000		
PW-26-04	Infrastructure Management	Evaluation study / analysis TBD			\$100,000								\$100,000		
PW-26-05	NPDES PH II Program Management	Citywide MS4 permit - storm sewer improvements			\$100,000								\$100,000		
PW-26-06	Indian Creek Channel Rehabilitation	Repair of I.C. concrete structure		\$2,700,000	\$800,000								\$3,500,000	FMP	
PW-26-07	Richard Downing Blvd Reconstruction	Pavement, storm sewer			\$2,000,000								\$2,000,000		
PW-26-08	Valley View and Franklin Ave Improvements	Street intersection improvements			\$750,000								\$750,000		
PW-26-10	30th Avenue Reconstruction	Pavement - Entrance to Power Center at S Expressway			\$750,000								\$750,000		
PW-26-10	4th Avenue Sewer Rehab	Pavement, sewer - 3200 Block			\$525,000								\$525,000		
PW-26-11	28th Street Storm Rehab - Phase V	Pavement, sewer			\$3,000,000							\$1,000,000	\$4,000,000	Other = Sewer	
PW-26-12	S 23rd Street Sewer Rehab - Phase II	Pavement, sewer			\$700,000							\$300,000	\$1,000,000	Other = Sewer	
PW-26-13	Hillcrest Reconstruction - Phase II	Pavement, sewer			\$700,000							\$300,000	\$1,000,000	Other = Sewer	
PW-26-14	Salt Storage Relocation	Salt storage facility at PW campus				\$1,000,000							\$1,000,000		
PW-26-15	Sewer Extension	Sanitary sewer improvements to expand service					\$2,000,000						\$2,000,000		
PW-26-16	WPCP Digestor Lids	Repair/Replace Digestor Lids			\$1,500,000							\$1,500,000	\$3,000,000	Other = Sewer	
PW-26-18	Kanesville Pedestrian Bridge Repairs	Repair bridge structure			\$400,000								\$400,000		
Total			\$500,000	\$2,700,000	\$11,525,000	\$1,000,000	\$9,304,000	\$3,400,000	\$0	\$300,000	\$0	\$3,100,000	\$31,829,000		

FY 27

PROJECT #	PROJECT TITLE	DESCRIPTION	Current Year Funding Sources										Current Year Project Cost	Notes/Further information
			Federal	State	Sales	Road Use	GO	Gen Fund	Iowa West Grant	Other Grant	Donations	Other		
Building Maintenance			\$0	\$0	\$0	\$0	\$0	\$4,625,000	\$0	\$0	\$0	\$0	\$4,625,000	
BM-27-01	MAC Boilers	Replace existing boilers due to age and condition						\$2,300,000					\$2,300,000	Gaming
BM-27-02	MAC Concession Stands	Replace existing concession areas						\$350,000					\$350,000	Gaming
BM-27-03	MAC Parking Lot LED Lighting	Replace current fixtures with LED fixtures						\$90,000					\$90,000	Gaming
BM-27-04	MAC Utility Vehicle Replacement	Replacement of current truck and utility vehicles						\$85,000					\$85,000	Gaming
BM-27-05	MAC Arena Upgrades - Phase II	Replace north retractable seating						\$1,800,000					\$1,800,000	Gaming
Community Development Department			\$350,000	\$0	\$0	\$0	\$3,400,000	\$0	\$0	\$0	\$0	\$100,000	\$3,850,000	
CD-27-01	FIRST AVE Program (Furthering Interconnections, Revitalization, Streetscapes, Transportation, and Aesthetics for a Vibrant Economy)	Acquisitions/demolition/trail/infrastructure/studies					\$500,000						\$500,000	
CD-27-02	Downtown projects	Acquisitions/demolition/infrastructure/studies/façade grants					\$150,000					\$100,000	\$250,000	Other=TIF
CD-27-03	East Manawa Development	planning, design, infrastructure					\$2,000,000						\$2,000,000	
CD-27-04	S 17th Street and 25th Ave	Acquisition and infrastructure	\$350,000				\$750,000						\$1,100,000	
Fire Department			\$0	\$0	\$0	\$0	\$500,000	\$350,000	\$0	\$0	\$0	\$0	\$850,000	
FD-27-01	Aerial Refurbish of Standby Aerial	Refurbish of Apparatus					\$500,000						\$500,000	
FD-27-02	Medic Unit Refurbish	Apparatus Replacement						\$350,000					\$350,000	Operating
Library			\$0	\$0	\$0	\$0	\$0	\$0	\$0	\$200,000	\$0	\$0	\$200,000	
LB-27-01	Book Mobile	Fleet vehicle to transport materials and resources to schools and contract communities.								\$200,000			\$200,000	Library Foundation
IT			\$0	\$0	\$0	\$0	\$0	\$700,000	\$0	\$0	\$0	\$0	\$700,000	
IT-27-01	Safety and Security	Parameter cameras at City Hall and pump stations; Cyber security						\$75,000					\$75,000	Gaming
IT-27-02	Infrastructure & Services	Fiber, network switches, servers, storage						\$350,000					\$350,000	Gaming
IT-27-03	Mobile Technology	MDTs and tablets						\$75,000					\$75,000	Gaming
IT-27-04	Software Licensing	Software renewals; permit/licensing software implementation						\$200,000					\$200,000	Gaming
Parks, Recreation and Public Property Department			\$0	\$0	\$0	\$0	\$2,900,000	\$50,000	\$0	\$0	\$0	\$0	\$2,950,000	
PR-27-01	City Wide Parking Lot Upgrade - Westwood Park	Make improvements to Westwood Park parking lot						\$50,000					\$50,000	Operating
PR-27-02	Recreation Complex Lighting Upgrade, Phase 1	replace existing lights and poles with LED lights, with new poles					\$400,000						\$400,000	
PR-27-03	Westwood Playground Improvements	Construction of a new playground					\$750,000						\$750,000	
PR-27-04	Park Maintenance Shops and Yard Upgrade, Phase II	Design and engineering of new shop building and infrastructure.												
PR-27-05	River's Edge Donor Plaza	Construct new donor plaza at River's Edge					\$1,750,000						\$1,750,000	
Public Works Department			\$0	\$7,228,000	\$10,905,000	\$0	\$0	\$0	\$0	\$0	\$0	\$3,055,000	\$21,188,000	
PW-27-01	Infrastructure Maintenance	Emergency Repairs			\$300,000								\$300,000	
PW-27-04	Infrastructure Management	Evaluation study / analysis TBD			\$150,000								\$150,000	
PW-27-05	NPDES PH II Program Management	Citywide MS4 permit - storm sewer improvements			\$200,000								\$200,000	
PW-27-06	Indian Creek Channel Rehabilitation	Repair of I.C. concrete structure		\$2,700,000	\$1,300,000								\$4,000,000	FMP
PW-27-07	4th Avenue Sewer Rehab	Pavement, sewer - 3200 Block			\$525,000							\$225,000	\$750,000	Other = Sewer
PW-27-08	30th Ave Sewer Rehab - Phase IV	Sewer										\$750,000	\$750,000	Other = Sewer
PW-27-09	E Manawa Sewer Rehab - Phase XIV	Pavement, sewer			\$1,050,000							\$450,000	\$1,500,000	Other = Sewer
PW-27-10	3rd Avenue Sewer Rehab	Pavement, sewer - 2500 Block			\$420,000							\$180,000	\$600,000	Other = Sewer
PW-27-12	S 23rd Street Sewer Rehab - Phase III	Pavement, sewer			\$700,000							\$300,000	\$1,000,000	Other = Sewer
PW-27-13	South Expressway Reconstruction, Phase II	Pavement, sewer		\$4,528,000	\$2,260,000								\$6,788,000	STBG
PW-27-14	Lockwood Place Rehab	Pavement, sewer - Woodbury north			\$950,000							\$400,000	\$1,350,000	Other = Sewer
PW-27-15	Sewer Rehab - Insitu Lining	Sanitary Sewer										\$750,000	\$750,000	Other = Sewer
PW-27-17	Pump Station Rehab	Indian Creek Storm Trash Rack			\$800,000								\$800,000	
PW-27-18	W. Pierce Street Reconstruction	Pavement, sewer			\$1,500,000								\$1,500,000	
PW-27-19	IDOT Payment for Madison Avenue Storm	Payment 1 of 1 for CBIS work			\$750,000								\$750,000	
Total			\$350,000	\$7,228,000	\$10,905,000	\$0	\$6,800,000	\$5,725,000	\$0	\$200,000	\$0	\$3,155,000	\$34,363,000	

FY 28

PROJECT #	PROJECT TITLE	DESCRIPTION	Current Year Funding Sources										Current Year Project Cost	Notes/Further information
			Federal	State	Sales	Road Use	GO	Gen Fund	Iowa West Grant	Other Grant	Donations	Other		
Building Maintenance			\$0	\$0	\$0	\$0	\$0	\$3,540,000	\$0	\$0	\$0	\$3,600,000	\$7,140,000	
BM-28-01	Public Works Storage	Construct new storage facility to replace failing buildings at 1301 and 1901 2nd Ave										\$3,600,000	\$3,600,000	
BM-28-02	MAC Carpet Replacement	Replace carpet in ballroom/refunction, locker rooms, office areas, and club						\$800,000					\$800,000	Gaming
BM-28-03	MAC Outdoor Signage	Replace exterior building logo and LED displays						\$750,000					\$750,000	Gaming
BM-28-04	MAC Banquet Furniture	New banquet chairs, soft seating, tables, and bar furniture						\$200,000					\$200,000	Gaming
BM-28-05	Bass Pro Shops Roof Relacement	Replace failing roof						\$840,000					\$840,000	Gaming
BM-28-06	MAC Arena Upgrades - Phase III	Replace bowl area seating						\$950,000					\$950,000	Gaming
Community Development Department			\$350,000	\$0	\$0	\$0	\$3,550,000	\$0	\$0	\$0	\$0	\$200,000	\$4,100,000	
CD-28-01	FIRST AVE Program (Furthering Interconnections, Revitalization, Streetscapes, Transportation, and Aesthetics for a Vibrant Economy)	Acquisitions/demolition/trail/infrastructure/studies					\$300,000						\$300,000	
CD-28-02	Downtown projects	Acquisitions/demolition/infrastructure/studies/façade grants										\$200,000	\$200,000	Other=TIF and grants
CD-28-03	East Manawa Development	planning, design, infrastructure					\$2,000,000						\$2,000,000	
CD-28-04	S 17th Street and 25th Ave	Acquisition and infrastructure	\$350,000				\$750,000						\$1,100,000	
CD-28-05	Mid City	Site development					\$500,000						\$500,000	
Fire Department			\$0	\$0	\$0	\$0	\$1,700,000	\$0	\$0	\$0	\$0	\$0	\$1,700,000	
FD-28-01	Engine 61	Replacement of Engine 2029 Delivery					\$850,000						\$850,000	
FD-28-02	Engine51	Replacement of Engine 2029 Delivery					\$850,000						\$850,000	
IT			\$0	\$0	\$0	\$0	\$0	\$700,000	\$0	\$0	\$0	\$0	\$700,000	
IT-28-01	Safety and Security	Parameter cameras at City Hall and pump stations; Cyber security						\$75,000					\$75,000	Gaming
IT-28-02	Infrastructure & Services	Fiber, network switches, servers, storage						\$350,000					\$350,000	Gaming
IT-28-03	Mobile Technology	MDTs and tablets						\$75,000					\$75,000	Gaming
IT-28-04	Software Licensing	Software renewals; permit/licensing software implementation						\$200,000					\$200,000	Gaming
Parks and Recreation Department			\$0	\$0	\$0	\$0	\$2,535,000	\$210,000	\$0	\$0	\$0	\$0	\$2,745,000	
PR-28-01	City Wide Parking Lot Upgrade - Iowa West Foundation Trailhead	Make improvements to Iowa West Foundation Trailhead parking lot					\$485,000						\$485,000	
PR-28-02	Graham Park Playground Improvements	replace existing playground					\$450,000						\$450,000	
PR-28-03	Recreation Complex Lighting Upgrade, Phase 2	replace existing lights and poles with LED lights, with new poles					\$1,600,000						\$1,600,000	
PR-28-04	Fairmount Park Improvements, Phase II	Design and engineering for a new dog park and playground/ smaller park on the lower level of Fairmount Park.						\$210,000					\$210,000	Operating
Public Works Department			\$0	\$7,275,000	\$10,900,000	\$0	\$0	\$0	\$0	\$0	\$0	\$42,250,000	\$60,425,000	
PW-28-01	Infrastructure Maintenance	Emergency Repairs			\$300,000								\$300,000	
PW-28-04	Infrastructure Management	Evaluation study / analysis TBD			\$100,000								\$100,000	
PW-28-05	NPDES PH II Program Management	Citywide MS4 permit - storm sewer improvements			\$200,000								\$200,000	
PW-28-06	Indian Creek Channel Rehabilitation	Repair of I.C. concrete structure		\$2,750,000	\$1,250,000								\$4,000,000	FMP
PW-28-07	Franklin Ave Reconstruction	Pavement, sewer - Lincoln to South			\$1,400,000							\$200,000	\$1,600,000	Other = Sewer
PW-28-08	N 17th St Sewer Rehab-Phase I	Pavement, sewer			\$700,000							\$300,000	\$1,000,000	Other = Sewer
PW-28-09	E Manawa Sewer Rehab - Phase XV	Pavement, sewer			\$1,050,000							\$450,000	\$1,500,000	Other = Sewer
PW-28-10	Valley View Sewer Rehab	Sanitary sewer			\$1,000,000								\$1,000,000	
PW-28-12	S 23rd Street Sewer Rehab - Phase IV	Pavement, sewer			\$700,000							\$300,000	\$1,000,000	Other = Sewer
PW-28-13	N. 16th Street Reconstruction	Pavement - Ave G to Nash Blvd		\$4,525,000	\$2,200,000								\$6,725,000	STBG
PW-28-14	Street Rehab - Pavement resurfacing	Pavement - multiple locations			\$1,000,000								\$1,000,000	
PW-28-15	Reconstruction of South Expressway Bridges	Bridge, pavement										\$40,000,000	\$40,000,000	TBD
PW-28-16	Sewer Rehab - Insitu Lining	Sanitary Sewer										\$1,000,000	\$1,000,000	Other = Sewer
PW-28-17	Pump Station Rehab	21st & Ave K P.S. Odor Control, HVAC, and Controls			\$500,000								\$500,000	
PW-28-18	WPCP Master Plan	Develop master plan and permitting for plant expansion			\$500,000								\$500,000	
Total			\$350,000	\$7,275,000	\$10,900,000	\$0	\$7,785,000	\$4,450,000	\$0	\$0	\$0	\$46,050,000	\$76,810,000	

FY 29

PROJECT #	PROJECT TITLE	DESCRIPTION	Current Year Funding Sources										Current Year Project Cost	Notes/Further information
			Federal	State	Sales	Road Use	GO	Gen Fund	Iowa West Grant	Other Grant	Donations	Other		
Building Maintenance			\$0	\$0	\$0	\$0	\$0	\$650,000	\$0	\$0	\$0	\$15,000,000	\$15,650,000	
BM-29-01	City Hall Remodel	Complete renovation of City Hall										\$15,000,000	\$15,000,000	
BM-29-02	MAC Staging	Replace existing stage						\$150,000					\$150,000	Gaming
BM-29-03	Western Historic Trail Center Demo	Demo structure and rebuild Levee						\$500,000					\$500,000	Gaming
Community Development Department			\$0	\$0	\$0	\$0	\$6,700,000	\$0	\$3,000,000	\$0	\$0	\$200,000	\$9,900,000	
CD-29-01	Mid City	Site Development					\$500,000						\$500,000	
CD-29-02	Downtown projects	Acquisitions/demolition/infrastructure/studies/façade grants										\$200,000	\$200,000	Other=TIF and grants
CD-29-03	East Manawa Development	planning, design, infrastructure					\$2,000,000						\$2,000,000	
CD-29-04	Dodge Park	infrastructure/studies					\$3,000,000		\$3,000,000				\$6,000,000	
CD-29-05	Gethsemane Property - E Manawa	Acquisitions//infrastructure/studies					\$1,200,000						\$1,200,000	
Fire Department			\$0	\$0	\$0	\$0	\$8,000,000	\$0	\$0	\$0	\$0	\$0	\$8,000,000	
FD-29-01	Fire Station 7 (New Station)	Additional Station in Southwest quadrant of the City					\$8,000,000						\$8,000,000	
IT			\$0	\$0	\$0	\$0	\$0	\$700,000	\$0	\$0	\$0	\$0	\$700,000	
IT-28-01	Safety and Security	Parameter cameras at City Hall and pump stations; Cyber security						\$75,000					\$75,000	Gaming
IT-28-02	Infrastructure & Services	Fiber, network switches, servers, storage						\$350,000					\$350,000	Gaming
IT-28-03	Mobile Technology	MDTs and tablets						\$75,000					\$75,000	Gaming
IT-28-04	Software Licensing	Software renewals; permit/licensing software implementation						\$200,000					\$200,000	Gaming
Parks and Recreation Department			\$0	\$0	\$0	\$0	\$2,500,000	\$0	\$0	\$0	\$0	\$0	\$2,500,000	
PR-26-01	City Wide Parking Lot Upgrade - Roberts Park	Make improvements to Roberts Park parking lot					\$400,000						\$400,000	
PR-26-02	City Wide Trail Repair - Indian Creek Trail	Repair and upgrade existing trail					\$500,000						\$500,000	
PR-26-03	Recreation Complex Lighting Upgrade, Phase 3	replace existing lights and poles with LED lights, with new poles					\$1,600,000						\$1,600,000	
Public Works Department			\$0	\$20,200,000	\$12,350,000	\$0	\$2,000,000	\$0	\$0	\$0	\$0	\$45,300,000	\$79,850,000	
PW-29-01	Infrastructure Maintenance	Emergency Repairs			\$500,000								\$500,000	
PW-29-04	Infrastructure Management	Evaluation study / analysis TBD			\$150,000								\$150,000	
PW-29-05	NPDES PH II Program Management	Citywide MS4 permit - storm sewer improvements			\$200,000								\$200,000	
PW-29-06	Indian Creek Channel Rehabilitation	Repair of I.C. concrete structure		\$3,200,000	\$1,800,000								\$5,000,000	FMP
PW-29-07	Levee Certification Project	Mosquito Creek Levee improvements										\$21,500,000	\$21,500,000	
PW-29-08	N 17th St Sewer Rehab-Phase II	Pavement, sewer			\$700,000							\$300,000	\$1,000,000	Other = Sewer
PW-29-09	E Manawa Sewer Rehab - Phase XVI	Pavement, sewer			\$1,050,000							\$450,000	\$1,500,000	Other = Sewer
PW-29-10	Street Rehab - Pavement resurfacing	Pavement - multiple locations			\$1,000,000								\$1,000,000	
PW-29-11	28th Street Storm Rehab - Phase VI	Pavement, sewer			\$2,500,000							\$750,000	\$3,250,000	Other = Sewer
PW-29-12	S 23rd Street Sewer Rehab - Phase V	Pavement, sewer			\$700,000							\$300,000	\$1,000,000	Other = Sewer
PW-29-13	Storm Outfall Repairs	Storm sewer structures and erosion repairs			\$2,000,000								\$2,000,000	
PW-29-14	S. 192nd Sanitary Sewer Improvements	Sewer Extension and Pump Station for future development										\$3,000,000	\$3,000,000	
PW-29-15	Sewer Extension	Sanitary sewer improvements to expand service					\$2,000,000						\$2,000,000	
PW-29-16	Kanesville Blvd Reconstruction	Reconstruct TJ'd roadway		\$13,000,000								\$17,000,000	\$30,000,000	IDOT payments for TJ
PW-29-17	Pump Station Rehab	TBD			\$750,000								\$750,000	
PW-29-18	WPCP Admin Building	Facility Replacement for Admin and Lab		\$4,000,000								\$1,000,000	\$5,000,000	SRF ?, Other = Sewer
PW-29-19	WPCP Effluent Pump Station	Pump Station for discharge during high river			\$1,000,000							\$1,000,000	\$2,000,000	Other = Sewer
Total			\$0	\$20,200,000	\$12,350,000	\$0	\$19,200,000	\$1,350,000	\$3,000,000	\$0	\$0	\$60,500,000	\$116,600,000	